




Job and Operation Entropy in Job Shop Scheduling: A Dataset

Marco Kemmerling ¹Maciej Combrzynski-Nogala ¹Aymen Gannouni ¹Anas Abdelrazeq ¹Robert H. Schmitt ¹

1. Chair of Production Metrology and Quality Management & Institute for Information Management in Mechanical Engineering (WZL-MQ/IMA), RWTH Aachen University, Aachen.

**Date Submitted:**

2023-08-16

Licenses:This article is licensed under: **Keywords:**

job shop problem, entropy, dataset, reinforcement learning, combinatorial optimization

Data availability:

Data can be found here:

<https://doi.org/10.5281/zenodo.8288814>**Software availability:**

Software can be found here:

<https://git.rwth-aachen.de/1/jobshop/entropy>

Abstract. The job shop problem is a highly practically relevant NP-hard problem, which has and continues to receive considerable attention in the literature. Approaches to the problem are typically benchmarked on publicly available datasets containing sets of problem instances. These problem instances are usually generated by some mechanism involving randomisation of instance properties or by maximising instance difficulty, but do not explicitly address properties such as product mix. Product mix, or more generally, diversity in jobs and operations, can be highly variable across different use cases and may affect the suitability of different scheduling methods. We generate a dataset explicitly varying this property by formalising the concept of diversity. To this end, we measure the diversity of jobs and operations in job shop instances using the Shannon entropy and generate instances with specific values of entropy. While our interest is specifically in learning-based approaches to scheduling, the generated instances can serve as a common basis to investigate the impact of instance diversity on a wider variety of different scheduling methods.

1 Introduction

- 2 Job shop scheduling has been an area of research with origins going back to at least 1956 [1].
- 3 Due to the NP-hardness of the problem, simple heuristics are often used to solve the problem
- 4 in practice. Recently, the application of reinforcement learning is increasingly investigated
- 5 for job shop scheduling as well [2]–[4]. In many cases, reinforcement learning essentially
- 6 learns scheduling or dispatching heuristics. While reinforcement learning can derive scheduling
- 7 heuristics for the general setting, one of its promises is in learning tailor-made heuristics, i.e.
- 8 heuristics that are designed to perform specifically well on problems typically encountered on
- 9 one specific shop floor, rather than in the general job shop scheduling problem. Such tailor-made
- 10 heuristics would have to rely on the exploitation of some characteristic problem structure in
- 11 these specific settings.
- 12 The structure of a given job shop problem, or a set of problems, is defined by three different

13 objects: machines, jobs, and operations. A given problem instance, or a set of problem instances,
 14 can feature more or less commonality or diversity in these objects. Maximum diversity means
 15 that all jobs and operations are unique, while repeated jobs and operations decrease diversity.
 16 This conception of diversity captures some of the characteristics of typical situations on specific
 17 shop floors. To understand the impact of the degree of diversity in jobs and operations on the
 18 performance of reinforcement learning and scheduling approaches in general, we generate job
 19 shop problem instances and datasets with varying degrees of diversity. As a foundation for this
 20 generation, we formalize different measures of diversity in job shops based on the *Shannon*
 21 *entropy* [5].

22 Benchmark datasets for the job shop problem have been proposed in the past, but not with a focus
 23 on varying diversity. Existing benchmarks such as the well-known Taillard instances [6] instead
 24 aim to create instances that are, by some measure, as difficult as possible. With the advent of
 25 learning-based scheduling approaches, diversity becomes an increasingly interesting property for
 26 the reasons described above. Since our motivation in generating datasets centering around the
 27 concept of diversity is thus clearly in studying its impact on learning-based scheduling methods,
 28 we will often argue from this perspective in the remainder of this document. The introduced
 29 concepts are nevertheless relevant for scheduling methods in general and hence of interest to the
 30 operations research community as a whole.

31 In the following, we first give a description of the diversity measures we propose, followed by a
 32 description of our generated data, and a detailed description of the procedure used to generate
 33 said data.

34 2 Job & Operation Entropy

35 A job shop problem instance consists of a set of jobs \mathcal{J} , each composed of a set of operations
 36 $\mathcal{O}_j \subset \mathcal{O}$, where \mathcal{O} is the set of all operations in the problem instance. Each operation $o \in \mathcal{O}$ has
 37 to be processed on a certain machine $m_o \in \mathcal{M}$ for a given duration d_o . The operations of a job
 38 are subject to precedence constraints, i.e. they need to be processed in a certain order. Solving
 39 such an instance means scheduling all operations in \mathcal{O} , i.e. determining when each operation is
 40 processed, such that no precedence constraints are violated and only one operation is scheduled
 41 on a given machine at a time. For simplicity, we assume that each job $j \in \mathcal{J}$ has the same
 42 number of operations $|\mathcal{O}_j| = \frac{|\mathcal{O}|}{|\mathcal{J}|}$, i.e. the operations of the instance are equally divided between
 43 all jobs. We further assume that the number of machines equals the number of operations for
 44 each job $|\mathcal{M}| = |\mathcal{O}_j|$, and that each machine has a unique machine type represented by an integer.
 45 The size of a given instance can then be described as $|\mathcal{J}| \times |\mathcal{O}_j|$, e.g. 6×6 , 10×10 , and so on.
 46 Common structure, or diversity, can be measured either on a job level or on an operation level,
 47 each of which will be further discussed in the following.

48 2.1 Intra-Instance Operation Entropy

49 We begin by focusing our attention on the operation level within a single problem instance. Here,
 50 we view two operations as identical if both their processing times and their required machine
 51 types are equal. Diversity of operations is then a measure of how many operations within the




Figure 1: Illustration of intra-instance operation entropy extrema. Each operation is represented by a rectangle, where the color of each rectangle indicates the required machine type, while the processing time is indicated by the amount the rectangle is filled. Note that for illustrative purposes, we have violated the assumption that the number of machines equals the number of operations per job.

52 instance are identical to other operations within the instance, and how many operations are
 53 unique. Figure 1 gives an illustration of examples with minimum and maximum diversity.

54 We can formalize this measure of diversity by measuring the frequency of each operation in the
 55 instance and calculating the Shannon entropy based on the collected frequencies, or probabilities:

$$H(\mathcal{O}) := - \sum_{o \in \mathcal{O}} P(o) \log_{|\mathcal{O}|} P(o) \quad (1)$$

56 The resulting value, which we term *intra-instance operation entropy* will be 0 for minimum
 57 diversity, and 1 for maximum diversity. Intuitively, this intra-instance operation entropy has
 58 some connection to the difficulty of a given problem instance. With minimum entropy, every
 59 operation is identical and the order of scheduling does not matter at all. Such a minimum entropy
 60 problem can hence be considered easy since even random scheduling would lead to an optimal
 61 solution. With maximum entropy, every operation is unique and decisions have to be considered
 62 more carefully to arrive at good solutions. How an instance's difficulty relates to its entropy
 63 between the extremes of minimum and maximum entropy remains to be investigated.

64 2.2 Inter-Instance Operation Entropy

65 While the operation entropy described above may be of interest in characterizing single problem
 66 instances, testing the ability of reinforcement learning agents to learn tailor-made heuristics
 67 requires a view that goes beyond single problem instances. A problem instance may for example
 68 be considered one day's worth of jobs in a given shop floor, or some other unit of time. An
 69 agent would have to learn to solve not just a single problem instance, but ever new instances
 70 as they occur during the daily operations of the shop floor. A specific job shop may produce
 71 similar jobs over time, thereby leading to problem instances not entirely different from each

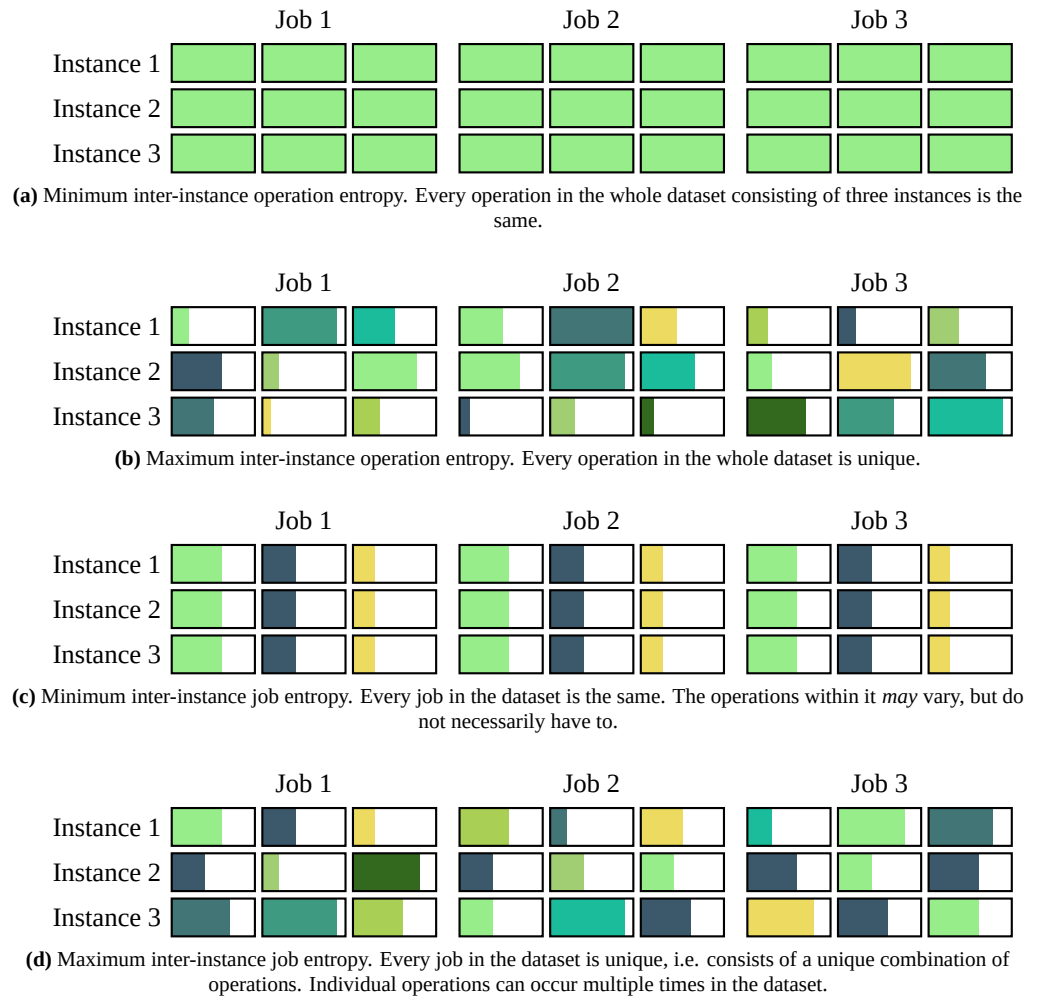


Figure 2: Illustration of inter-instance operation and job entropy extrema in a dataset consisting of three instances, each having three jobs, which are each composed of three operations. Each operation is displayed as a rectangle and grouped horizontally with the other operations of the job. Colors represent the required machine type while the processing time is indicated by the amount the corresponding rectangle is filled.

72 other, but sharing some commonalities. To train and test a reinforcement learning agent, we need
73 a collection, or a dataset of such problem instances.

74 The concept of intra-instance operation entropy can be adapted for this purpose by considering
75 not only the operations of a single instance, but the operations of a whole dataset. The calculation
76 in Equation (1) hence stays the same, merely the meaning of \mathcal{O} is expanded. We call the resulting
77 measure the *inter-instance operation entropy*.

78 2.3 Intra-Instance & Inter-Instance Job Entropy

79 The concepts introduced in the two previous subsections can easily be applied to jobs instead of
80 operations. We consider two jobs identical if they consist of the same sequence of operations
81 with identical processing times and required machine types. The *intra-instance job entropy* can
82 then be defined by:

$$H(\mathcal{J}) := - \sum_{j \in \mathcal{J}} P(j) \log_{|\mathcal{J}|} P(j) \quad (2)$$

83 Similarly, the *inter-instance job entropy* can be defined by considering the set of all jobs in
84 a dataset, rather than all jobs in the problem instance. The extrema of inter-instance job and
85 operation entropy are illustrated in Figure 2.

86 2.4 Dataset Description

87 Based on the concepts described above, we generate a number of different datasets. The purpose
88 of the generated datasets is to test scheduling approaches for different settings of job and operation
89 entropy. We generate datasets concerning different levels of inter-instance operation entropy,
90 intra-instance operation entropy, and inter-instance job entropy, as summarized in Table 2. Intra-
91 instance job entropy is not considered here, as the total number of jobs within single instances is
92 typically too small to generate meaningful variation.

93 By default, we generate 1000 problem instances for each combination of entropy value and
94 problem size. One exception to this are the inter-instance operation entropy datasets, as these
95 require a large set of unique operations to generate datasets of certain entropy levels. This
96 number of required unique operations grows with the number of problem instances. As the
97 uniqueness of an operation is defined by its machine type and processing time, and the number
98 of possible machine types depend on the problem size, the main avenue of generating large sets
99 of unique operations is by defining large ranges of admissible processing times. If the ranges
100 become too wide, the differences between short and long operations become unrealistic. To keep
101 these differences within sensible bounds, we limit the number of instances in the inter-instance
102 operation entropy datasets to 500.

Entropy type	Entropy Values	Dataset size	$ \mathcal{J} = \mathcal{O} $
inter-instance operation	[0.2, 0.3, ..., 0.8]	500	[6, 7, ..., 15]
intra-instance operation	[0.2, 0.3, ..., 0.8]	1000	[6, 7, ..., 15]

Entropy type	Entropy Values	Dataset size	$ \mathcal{J} = \mathcal{O} $
inter-instance job	[0.2, 0.3, ..., 0.8]	1000	[6, 7, ..., 15]

Table 1: Overview of the generated datasets characterized by different entropy measures, entropy values, and sizes.

103 Each entropy dataset is generated to show different levels of diversity as measured by entropy
 104 values between 0.2 and 0.8 at 0.1 increments. The dataset size defines the number of instances for
 105 each entropy value. For each entropy value, multiple different instance sizes given by $|\mathcal{J}| \times |\mathcal{O}|$
 106 are considered.

107 3 Data Generation

108 In the previous sections, we have described our generated data and how we measure its char-
 109 acteristics. In the following, we describe *how* we generate datasets with certain target entropy
 110 properties.

111 As described previously, operation and job entropy are descriptions of the underlying probability
 112 distributions of operations and jobs, respectively. To generate job shop instances and datasets
 113 with a certain target entropy, we therefore generate a probability distribution with this target
 114 entropy and then simply sample from the probability distribution to generate our data.

115 To generate such probability distributions, denoted as \mathcal{P} , we essentially use gradient descent. For
 116 ease of modelling and implementation, we define a simple neural network using a single, fully
 117 connected hidden layer. The input and output layers have equal dimensions, i.e. the network
 118 receives a tensor filled with the scalar value 1 as input and returns a modified distribution
 119 matching the desired entropy. This network is not trained to generalise and its weights are only
 120 optimised to generate one specific probability distribution.

121 The loss function used to train the neural network is composed of the following two terms:

- 122 1. The mean squared error between the entropy of the produced probability distribution and
 123 the target entropy.
- 124 2. A regularization term, defined as a squared difference between the mean of the current
 125 probability distribution values and the maximum within them.

126 The first term allows the network to find a distribution that matches the required entropy, and the
 127 regularization term makes sure that they are distributed more uniformly.

128 The entropy optimizer algorithm follows the following steps:

- 129 1. Define the *output size*, which is dependent on the type of the entropy dataset. It defines the
 130 maximum size of the operation or job pools, which are sets of unique operations and jobs
 131 from which specific operations and jobs for individual instances are sampled subsequently.
- 132 2. Run the optimization network for *max episodes*, or until the desired precision is reached,
 133 and the uniform validity condition is met. That is defined by the fraction of the distributions
 134 with values above the mean.

- 135 3. After training each network, filter out values below the frequency threshold, compare the
136 current output's entropy with the best ones, and replace it if necessary.

137 3.1 Inter-instance job entropy dataset

138 To generate a dataset with a target entropy for the set of all jobs, it is necessary to determine the
139 entropy probability distribution, which is obtained for the size $|\mathcal{J}| \times |\mathcal{D}|$, where $|\mathcal{D}|$ represents
140 the dataset size. By leveraging the values within \mathcal{P} , a job pool is constructed to accommodate
141 the entire dataset. However, a challenge arises due to the rounding of the multiplication between
142 the elements of \mathcal{P} and the dataset size, resulting in an insufficiently sized job pool.

143 To address this issue while minimizing potential effects on entropy, the pool is augmented by
144 incorporating the least frequent jobs. This ensures that the job pool matches the required size
145 while preserving the desired entropy characteristics. To accomplish this, the frequency counts
146 of jobs within the pool are examined, and the least frequent jobs are identified. These jobs are
147 appended to the pool to compensate for the discrepancy in size.

148 Once the job pool is created, it is randomly partitioned into $|\mathcal{D}|$ instances, each of the size of
149 $|\mathcal{J}| \times |\mathcal{O}|$.

150 3.2 Intra-instance operation entropy dataset

151 To generate a dataset that maintains the target entropy at the instance level, the dataset does not
152 need to be generated all at once. The entropy probability distribution \mathcal{P} , is determined for a size
153 equivalent to $|\mathcal{J}| \times |\mathcal{O}|$. Based on this distribution, the operations pool is created.

154 It is important to note that in order to obtain a set of unique operations, the product of the
155 number of operations and the maximum operation duration should exceed the size of the entropy
156 distribution list. This criterion ensures that there are enough distinct operations for the pool.

157 Once the pool of operations is created, it is shuffled to introduce more randomness. The pool
158 is then divided into different jobs within an instance. This procedure is repeated until desired
159 dataset size is reached.

160 3.3 Inter-instance operation entropy dataset

161 To generate a dataset with a target entropy for the set of all operations, it is required to determine
162 the entropy distribution list, which is optimized for the size $|\mathcal{J}| \times |\mathcal{O}| \times |\mathcal{D}|$. Because of that, the
163 size of \mathcal{P} is much larger compared to other dataset types, to ensure that it is possible to create an
164 operation pool of unique operations, the maximum operation duration is increased to 2083 units.

165 The size of the operation pool is adjusted to fix any rounding issues that may arise from the
166 multiplication of the distribution and the pool size. After the operation pool is created, it is
167 randomly shuffled, and the pool is divided into individual jobs, which are then grouped into
168 instances.

169 4 Conclusion

170 We have formalized the property of diversity in job shop problem instances by introducing the
171 concepts of intra-instance operation entropy, measuring the diversity of operations within single
172 problem instances, inter-instance operation entropy, measuring the diversity of operations within
173 a whole set of problem instances, as well as the similar concepts of intra- and inter-instance
174 job entropy. Based on these concepts, we have devised a method to generate problem instances
175 matching a given target entropy and used it to generate a wide range of different instances
176 belonging to multiple datasets.

177 We believe our generated datasets are a step towards more research on the effect of job structure
178 in learning-based and traditional scheduling approaches. We hypothesize that reinforcement
179 learning is especially useful in cases of relatively-low inter-instance entropy. In such cases,
180 reinforcement learning may be able to learn tailor-made heuristics exploiting the problem charac-
181 teristics as measured by the inter-instance entropy, whereas traditional methods need to be able
182 to cope with general scheduling problems. If this hypothesis can be confirmed experimentally,
183 future research will further examine whether combining learning-based methods with planning
184 procedures such as in neural Monte Carlo tree search [7] can compensate for higher entropy
185 levels.

186 While this is the main motivation behind the generation of our datasets, we can further envision
187 them being used as the basis for curriculum learning approaches [8], where the entropy of
188 instances could be gradually increased during training to vary the problem difficulty. Finally,
189 investigating the impact of operation and job entropy on traditional scheduling methods may
190 be able deepen the understanding of the impact on job structure on different kinds of potential
191 solutions.

192 5 Acknowledgements

193 Funded by the Deutsche Forschungsgemeinschaft (DFG, German Research Foundation) under
194 Germany's Excellence Strategy—EXC-2023 Internet of Production—390621612.

195 6 Roles and contributions

196 **Marco Kemmerling:** Conceptualization, Methodology, Writing – original draft, Software,
197 Visualization

198 **Maciej Combrzynski-Nogala:** Methodology, Writing – original draft, Software

199 **Aymen Gannouni:** Writing - Review & Editing

200 **Anas Abdelrazeq:** Writing - Review & Editing

201 **Robert H. Schmitt:** Project administration, Funding

202 References

- 203 [1] S. B. Akers Jr, “A Graphical Approach to Production Scheduling Problems,” *Operations*
204 *Research*, vol. 4, no. 2, pp. 244–245, 1956.
- 205 [2] V. Samsonov, M. Kemmerling, M. Paegert, *et al.*, “Manufacturing Control in Job Shop En-
206 vironments with Reinforcement Learning,” in *Proceedings of the International Conference*
207 *on Agents and Artificial Intelligence: ICAART 2021*, vol. 2, 2021, pp. 589–597.
- 208 [3] M. Kemmerling, V. Samsonov, D. Lütticke, *et al.*, “Towards Production-Ready Rein-
209 forcement Learning Scheduling Agents: A Hybrid Two-Step Training Approach Based on
210 Discrete-Event Simulations,” *ASIM Fachtagung Simulation in Produktion und Logistik*,
211 Jan. 2021.
- 212 [4] C. Zhang, W. Song, Z. Cao, J. Zhang, P. S. Tan, and X. Chi, “Learning to Dispatch for
213 Job Shop Scheduling via Deep Reinforcement Learning,” *Advances in Neural Information*
214 *Processing Systems*, vol. 33, pp. 1621–1632, 2020.
- 215 [5] C. E. Shannon, “A Mathematical Theory of Communication,” *The Bell System Technical*
216 *Journal*, vol. 27, no. 3, pp. 379–423, 1948.
- 217 [6] E. Taillard, “Benchmarks for Basic Scheduling Problems,” *European Journal of Operational*
218 *Research*, vol. 64, no. 2, pp. 278–285, 1993.
- 219 [7] M. Kemmerling, D. Lütticke, and R. H. Schmitt, “Beyond Games: A Systematic Review of
220 Neural Monte Carlo Tree Search Applications,” *arXiv preprint arXiv:2303.08060*, 2023.
- 221 [8] C. Waubert de Puiseau, H. Tercan, and T. Meisen, “Curriculum Learning In Job Shop
222 Scheduling Using Reinforcement Learning,” in *Proceedings of the Conference on Produc-*
223 *tion Systems and Logistics: CPSL 2023*, vol. 4, 2023, pp. 34–43.

224 **Appendix**

Name	Entropy type	$ \mathcal{D} $	Entropy	$ \mathcal{J} \times \mathcal{O} $	Optimizer output
inter-op-500-6x6-02	inter-instance operation	500	0.2	36	18000
inter-op-500-6x6-03	inter-instance operation	500	0.3	36	18000
inter-op-500-6x6-04	inter-instance operation	500	0.4	36	18000
inter-op-500-6x6-05	inter-instance operation	500	0.5	36	18000
inter-op-500-6x6-06	inter-instance operation	500	0.6	36	18000
inter-op-500-6x6-07	inter-instance operation	500	0.7	36	18000
inter-op-500-6x6-08	inter-instance operation	500	0.8	36	18000
inter-op-500-7x7-02	inter-instance operation	500	0.2	49	24500
inter-op-500-7x7-03	inter-instance operation	500	0.3	49	24500
inter-op-500-7x7-04	inter-instance operation	500	0.4	49	24500
inter-op-500-7x7-05	inter-instance operation	500	0.5	49	24500
inter-op-500-7x7-06	inter-instance operation	500	0.6	49	24500
inter-op-500-7x7-07	inter-instance operation	500	0.7	49	24500
inter-op-500-7x7-08	inter-instance operation	500	0.8	49	24500
inter-op-500-8x8-02	inter-instance operation	500	0.2	64	32000
inter-op-500-8x8-03	inter-instance operation	500	0.3	64	32000
inter-op-500-8x8-04	inter-instance operation	500	0.4	64	32000
inter-op-500-8x8-05	inter-instance operation	500	0.5	64	32000
inter-op-500-8x8-06	inter-instance operation	500	0.6	64	32000

Name	Entropy type	$ \mathcal{D} $	Entropy	$ \mathcal{J} \times \mathcal{C} $	Optimizer output
inter-op-500-8x8-07	inter-instance operation	500	0.7	64	32000
inter-op-500-8x8-08	inter-instance operation	500	0.8	64	32000
inter-op-500-9x9-02	inter-instance operation	500	0.2	81	40500
inter-op-500-9x9-03	inter-instance operation	500	0.3	81	40500
inter-op-500-9x9-04	inter-instance operation	500	0.4	81	40500
inter-op-500-9x9-05	inter-instance operation	500	0.5	81	40500
inter-op-500-9x9-06	inter-instance operation	500	0.6	81	40500
inter-op-500-9x9-07	inter-instance operation	500	0.7	81	40500
inter-op-500-9x9-08	inter-instance operation	500	0.8	81	40500
inter-op-500-10x10-02	inter-instance operation	500	0.2	100	50000
inter-op-500-10x10-03	inter-instance operation	500	0.3	100	50000
inter-op-500-10x10-04	inter-instance operation	500	0.4	100	50000
inter-op-500-10x10-05	inter-instance operation	500	0.5	100	50000
inter-op-500-10x10-06	inter-instance operation	500	0.6	100	50000
inter-op-500-10x10-07	inter-instance operation	500	0.7	100	50000
inter-op-500-10x10-08	inter-instance operation	500	0.8	100	50000
inter-op-500-11x11-02	inter-instance operation	500	0.2	121	60500
inter-op-500-11x11-03	inter-instance operation	500	0.3	121	60500
inter-op-500-11x11-04	inter-instance operation	500	0.4	121	60500
inter-op-500-11x11-05	inter-instance operation	500	0.5	121	60500

Name	Entropy type	$ \mathcal{D} $	Entropy	$ \mathcal{J} \times \mathcal{C} $	Optimizer output
inter-op-500-11x11-06	inter-instance operation	500	0.6	121	60500
inter-op-500-11x11-07	inter-instance operation	500	0.7	121	60500
inter-op-500-11x11-08	inter-instance operation	500	0.8	121	60500
inter-op-500-12x12-02	inter-instance operation	500	0.2	144	72000
inter-op-500-12x12-03	inter-instance operation	500	0.3	144	72000
inter-op-500-12x12-04	inter-instance operation	500	0.4	144	72000
inter-op-500-12x12-05	inter-instance operation	500	0.5	144	72000
inter-op-500-12x12-06	inter-instance operation	500	0.6	144	72000
inter-op-500-12x12-07	inter-instance operation	500	0.7	144	72000
inter-op-500-12x12-08	inter-instance operation	500	0.8	144	72000
inter-op-500-13x13-02	inter-instance operation	500	0.2	169	84500
inter-op-500-13x13-03	inter-instance operation	500	0.3	169	84500
inter-op-500-13x13-04	inter-instance operation	500	0.4	169	84500
inter-op-500-13x13-05	inter-instance operation	500	0.5	169	84500
inter-op-500-13x13-06	inter-instance operation	500	0.6	169	84500
inter-op-500-13x13-07	inter-instance operation	500	0.7	169	84500
inter-op-500-13x13-08	inter-instance operation	500	0.8	169	84500
inter-op-500-14x14-02	inter-instance operation	500	0.2	196	98000
inter-op-500-14x14-03	inter-instance operation	500	0.3	196	98000
inter-op-500-14x14-04	inter-instance operation	500	0.4	196	98000

Name	Entropy type	$ \mathcal{D} $	Entropy	$ \mathcal{J} \times \mathcal{C} $	Optimizer output
inter-op-500-14x14-05	inter-instance operation	500	0.5	196	98000
inter-op-500-14x14-06	inter-instance operation	500	0.6	196	98000
inter-op-500-14x14-07	inter-instance operation	500	0.7	196	98000
inter-op-500-14x14-08	inter-instance operation	500	0.8	196	98000
inter-op-500-15x15-02	inter-instance operation	500	0.2	225	112500
inter-op-500-15x15-03	inter-instance operation	500	0.3	225	112500
inter-op-500-15x15-04	inter-instance operation	500	0.4	225	112500
inter-op-500-15x15-05	inter-instance operation	500	0.5	225	112500
inter-op-500-15x15-06	inter-instance operation	500	0.6	225	112500
inter-op-500-15x15-07	inter-instance operation	500	0.7	225	112500
inter-op-500-15x15-08	inter-instance operation	500	0.8	225	112500
intra-op-1000-6x6-02	intra-instance operation	1000	0.2	36	36
intra-op-1000-6x6-03	intra-instance operation	1000	0.3	36	36
intra-op-1000-6x6-04	intra-instance operation	1000	0.4	36	36
intra-op-1000-6x6-05	intra-instance operation	1000	0.5	36	36
intra-op-1000-6x6-06	intra-instance operation	1000	0.6	36	36
intra-op-1000-6x6-07	intra-instance operation	1000	0.7	36	36
intra-op-1000-6x6-08	intra-instance operation	1000	0.8	36	36
intra-op-1000-7x7-02	intra-instance operation	1000	0.2	49	49
intra-op-1000-7x7-03	intra-instance operation	1000	0.3	49	49

Name	Entropy type	$ \mathcal{D} $	Entropy	$ \mathcal{J} \times \mathcal{C} $	Optimizer output
intra-op-1000-7x7-04	intra-instance operation	1000	0.4	49	49
intra-op-1000-7x7-05	intra-instance operation	1000	0.5	49	49
intra-op-1000-7x7-06	intra-instance operation	1000	0.6	49	49
intra-op-1000-7x7-07	intra-instance operation	1000	0.7	49	49
intra-op-1000-7x7-08	intra-instance operation	1000	0.8	49	49
intra-op-1000-8x8-02	intra-instance operation	1000	0.2	64	64
intra-op-1000-8x8-03	intra-instance operation	1000	0.3	64	64
intra-op-1000-8x8-04	intra-instance operation	1000	0.4	64	64
intra-op-1000-8x8-05	intra-instance operation	1000	0.5	64	64
intra-op-1000-8x8-06	intra-instance operation	1000	0.6	64	64
intra-op-1000-8x8-07	intra-instance operation	1000	0.7	64	64
intra-op-1000-8x8-08	intra-instance operation	1000	0.8	64	64
intra-op-1000-9x9-02	intra-instance operation	1000	0.2	81	81
intra-op-1000-9x9-03	intra-instance operation	1000	0.3	81	81
intra-op-1000-9x9-04	intra-instance operation	1000	0.4	81	81
intra-op-1000-9x9-05	intra-instance operation	1000	0.5	81	81
intra-op-1000-9x9-06	intra-instance operation	1000	0.6	81	81
intra-op-1000-9x9-07	intra-instance operation	1000	0.7	81	81
intra-op-1000-9x9-08	intra-instance operation	1000	0.8	81	81
intra-op-1000-10x10-02	intra-instance operation	1000	0.2	100	100

Name	Entropy type	$ \mathcal{D} $	Entropy	$ \mathcal{J} \times \mathcal{C} $	Optimizer output
intra-op-1000-10x10-03	intra-instance operation	1000	0.3	100	100
intra-op-1000-10x10-04	intra-instance operation	1000	0.4	100	100
intra-op-1000-10x10-05	intra-instance operation	1000	0.5	100	100
intra-op-1000-10x10-06	intra-instance operation	1000	0.6	100	100
intra-op-1000-10x10-07	intra-instance operation	1000	0.7	100	100
intra-op-1000-10x10-08	intra-instance operation	1000	0.8	100	100
intra-op-1000-11x11-02	intra-instance operation	1000	0.2	121	121
intra-op-1000-11x11-03	intra-instance operation	1000	0.3	121	121
intra-op-1000-11x11-04	intra-instance operation	1000	0.4	121	121
intra-op-1000-11x11-05	intra-instance operation	1000	0.5	121	121
intra-op-1000-11x11-06	intra-instance operation	1000	0.6	121	121
intra-op-1000-11x11-07	intra-instance operation	1000	0.7	121	121
intra-op-1000-11x11-08	intra-instance operation	1000	0.8	121	121
intra-op-1000-12x12-02	intra-instance operation	1000	0.2	144	144
intra-op-1000-12x12-03	intra-instance operation	1000	0.3	144	144
intra-op-1000-12x12-04	intra-instance operation	1000	0.4	144	144
intra-op-1000-12x12-05	intra-instance operation	1000	0.5	144	144
intra-op-1000-12x12-06	intra-instance operation	1000	0.6	144	144
intra-op-1000-12x12-07	intra-instance operation	1000	0.7	144	144
intra-op-1000-12x12-08	intra-instance operation	1000	0.8	144	144

Name	Entropy type	$ \mathcal{D} $	Entropy	$ \mathcal{J} \times \mathcal{C} $	Optimizer output
intra-op-1000-13x13-02	intra-instance operation	1000	0.2	169	169
intra-op-1000-13x13-03	intra-instance operation	1000	0.3	169	169
intra-op-1000-13x13-04	intra-instance operation	1000	0.4	169	169
intra-op-1000-13x13-05	intra-instance operation	1000	0.5	169	169
intra-op-1000-13x13-06	intra-instance operation	1000	0.6	169	169
intra-op-1000-13x13-07	intra-instance operation	1000	0.7	169	169
intra-op-1000-13x13-08	intra-instance operation	1000	0.8	169	169
intra-op-1000-14x14-02	intra-instance operation	1000	0.2	196	196
intra-op-1000-14x14-03	intra-instance operation	1000	0.3	196	196
intra-op-1000-14x14-04	intra-instance operation	1000	0.4	196	196
intra-op-1000-14x14-05	intra-instance operation	1000	0.5	196	196
intra-op-1000-14x14-06	intra-instance operation	1000	0.6	196	196
intra-op-1000-14x14-07	intra-instance operation	1000	0.7	196	196
intra-op-1000-14x14-08	intra-instance operation	1000	0.8	196	196
intra-op-1000-15x15-02	intra-instance operation	1000	0.2	225	225
intra-op-1000-15x15-03	intra-instance operation	1000	0.3	225	225
intra-op-1000-15x15-04	intra-instance operation	1000	0.4	225	225
intra-op-1000-15x15-05	intra-instance operation	1000	0.5	225	225
intra-op-1000-15x15-06	intra-instance operation	1000	0.6	225	225
intra-op-1000-15x15-07	intra-instance operation	1000	0.7	225	225

Name	Entropy type	$ \mathcal{D} $	Entropy	$ \mathcal{J} \times \mathcal{C} $	Optimizer output
intra-op-1000-15x15-08	intra-instance operation	1000	0.8	225	225
inter-job-1000-6x6-02	inter-instance job	1000	0.2	36	6000
inter-job-1000-6x6-03	inter-instance job	1000	0.3	36	6000
inter-job-1000-6x6-04	inter-instance job	1000	0.4	36	6000
inter-job-1000-6x6-05	inter-instance job	1000	0.5	36	6000
inter-job-1000-6x6-06	inter-instance job	1000	0.6	36	6000
inter-job-1000-6x6-07	inter-instance job	1000	0.7	36	6000
inter-job-1000-6x6-08	inter-instance job	1000	0.8	36	6000
inter-job-1000-7x7-02	inter-instance job	1000	0.2	49	7000
inter-job-1000-7x7-03	inter-instance job	1000	0.3	49	7000
inter-job-1000-7x7-04	inter-instance job	1000	0.4	49	7000
inter-job-1000-7x7-05	inter-instance job	1000	0.5	49	7000
inter-job-1000-7x7-06	inter-instance job	1000	0.6	49	7000
inter-job-1000-7x7-07	inter-instance job	1000	0.7	49	7000
inter-job-1000-7x7-08	inter-instance job	1000	0.8	49	7000
inter-job-1000-8x8-02	inter-instance job	1000	0.2	64	8000
inter-job-1000-8x8-03	inter-instance job	1000	0.3	64	8000
inter-job-1000-8x8-04	inter-instance job	1000	0.4	64	8000
inter-job-1000-8x8-05	inter-instance job	1000	0.5	64	8000
inter-job-1000-8x8-06	inter-instance job	1000	0.6	64	8000
inter-job-1000-8x8-07	inter-instance job	1000	0.7	64	8000
inter-job-1000-8x8-08	inter-instance job	1000	0.8	64	8000
inter-job-1000-9x9-02	inter-instance job	1000	0.2	81	9000
inter-job-1000-9x9-03	inter-instance job	1000	0.3	81	9000
inter-job-1000-9x9-04	inter-instance job	1000	0.4	81	9000
inter-job-1000-9x9-05	inter-instance job	1000	0.5	81	9000
inter-job-1000-9x9-06	inter-instance job	1000	0.6	81	9000
inter-job-1000-9x9-07	inter-instance job	1000	0.7	81	9000
inter-job-1000-9x9-08	inter-instance job	1000	0.8	81	9000
inter-job-1000-10x10-02	inter-instance job	1000	0.2	100	10000
inter-job-1000-10x10-03	inter-instance job	1000	0.3	100	10000
inter-job-1000-10x10-04	inter-instance job	1000	0.4	100	10000
inter-job-1000-10x10-05	inter-instance job	1000	0.5	100	10000
inter-job-1000-10x10-06	inter-instance job	1000	0.6	100	10000
inter-job-1000-10x10-07	inter-instance job	1000	0.7	100	10000
inter-job-1000-10x10-08	inter-instance job	1000	0.8	100	10000
inter-job-1000-11x11-02	inter-instance job	1000	0.2	121	11000
inter-job-1000-11x11-03	inter-instance job	1000	0.3	121	11000
inter-job-1000-11x11-04	inter-instance job	1000	0.4	121	11000
inter-job-1000-11x11-05	inter-instance job	1000	0.5	121	11000

Name	Entropy type	$ \mathcal{D} $	Entropy	$ \mathcal{J} \times \mathcal{C} $	Optimizer output
inter-job-1000-11x11-06	inter-instance job	1000	0.6	121	11000
inter-job-1000-11x11-07	inter-instance job	1000	0.7	121	11000
inter-job-1000-11x11-08	inter-instance job	1000	0.8	121	11000
inter-job-1000-12x12-02	inter-instance job	1000	0.2	144	12000
inter-job-1000-12x12-03	inter-instance job	1000	0.3	144	12000
inter-job-1000-12x12-04	inter-instance job	1000	0.4	144	12000
inter-job-1000-12x12-05	inter-instance job	1000	0.5	144	12000
inter-job-1000-12x12-06	inter-instance job	1000	0.6	144	12000
inter-job-1000-12x12-07	inter-instance job	1000	0.7	144	12000
inter-job-1000-12x12-08	inter-instance job	1000	0.8	144	12000
inter-job-1000-13x13-02	inter-instance job	1000	0.2	169	13000
inter-job-1000-13x13-03	inter-instance job	1000	0.3	169	13000
inter-job-1000-13x13-04	inter-instance job	1000	0.4	169	13000
inter-job-1000-13x13-05	inter-instance job	1000	0.5	169	13000
inter-job-1000-13x13-06	inter-instance job	1000	0.6	169	13000
inter-job-1000-13x13-07	inter-instance job	1000	0.7	169	13000
inter-job-1000-13x13-08	inter-instance job	1000	0.8	169	13000
inter-job-1000-14x14-02	inter-instance job	1000	0.2	196	14000
inter-job-1000-14x14-03	inter-instance job	1000	0.3	196	14000
inter-job-1000-14x14-04	inter-instance job	1000	0.4	196	14000
inter-job-1000-14x14-05	inter-instance job	1000	0.5	196	14000
inter-job-1000-14x14-06	inter-instance job	1000	0.6	196	14000
inter-job-1000-14x14-07	inter-instance job	1000	0.7	196	14000
inter-job-1000-14x14-08	inter-instance job	1000	0.8	196	14000
inter-job-1000-15x15-02	inter-instance job	1000	0.2	225	15000
inter-job-1000-15x15-03	inter-instance job	1000	0.3	225	15000
inter-job-1000-15x15-04	inter-instance job	1000	0.4	225	15000
inter-job-1000-15x15-05	inter-instance job	1000	0.5	225	15000
inter-job-1000-15x15-06	inter-instance job	1000	0.6	225	15000
inter-job-1000-15x15-07	inter-instance job	1000	0.7	225	15000
inter-job-1000-15x15-08	inter-instance job	1000	0.8	225	15000

Table 2: Table listing detailed information about generated datasets. Each dataset's name is composed of the following information: the type of entropy considered, the size of the dataset, the size of the instances within it, and the entropy level. The optimizer output is the size of the output layer of the neural network that finds the probability distribution for a given target entropy. The larger the optimizer output is, the more unique operations will be generated.